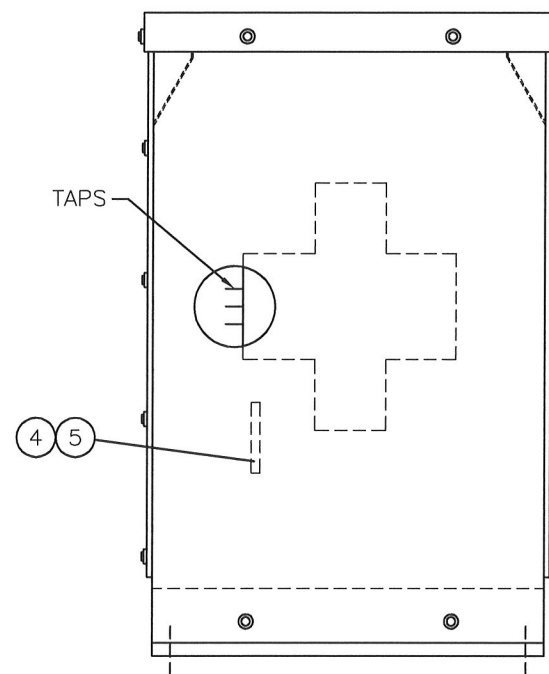
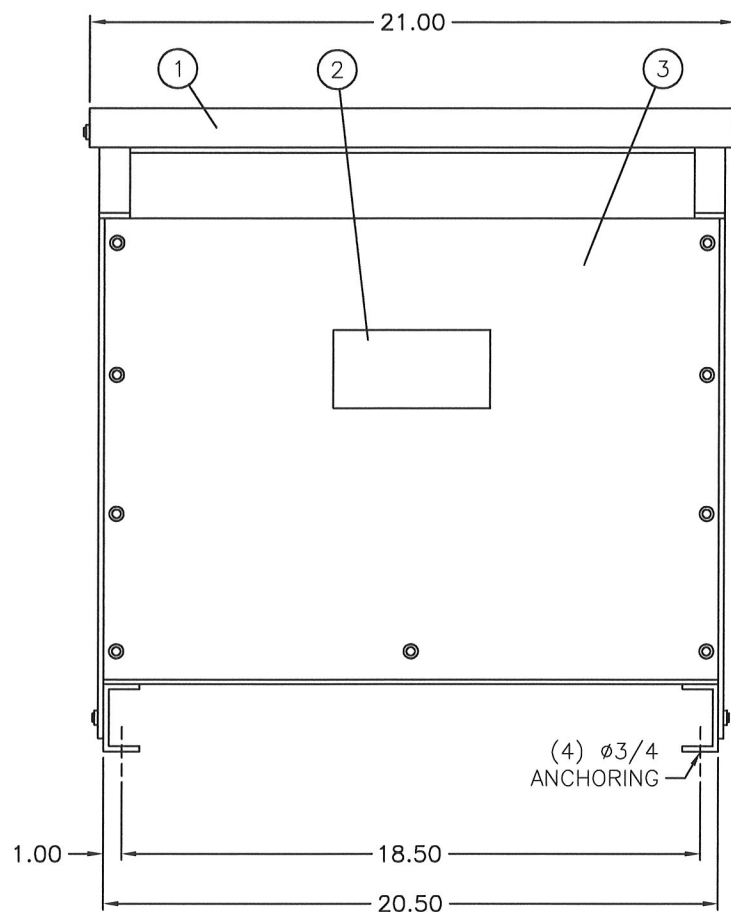
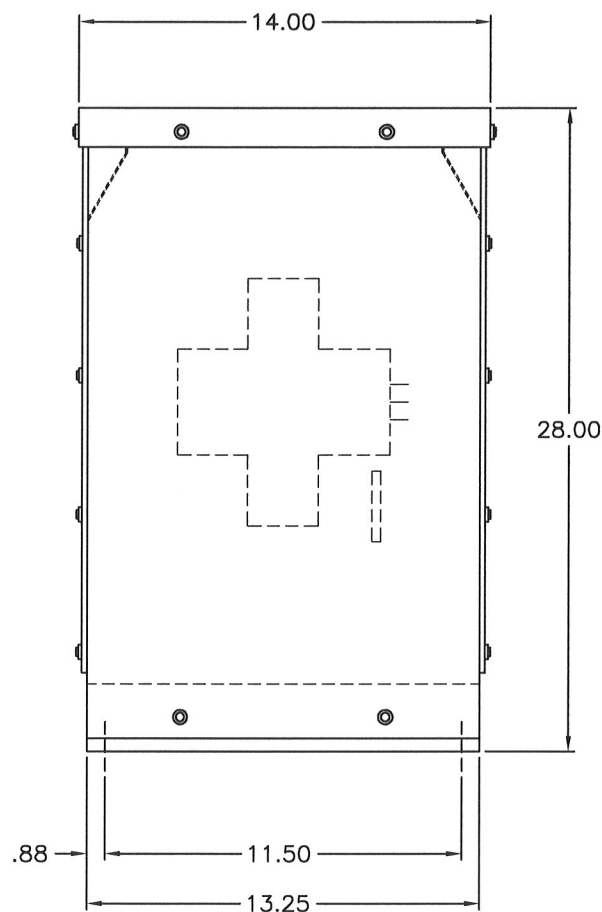



REFERENCE
ONLY



LEGEND		
ITEM	QTY	DESCRIPTIONS
1	1	TOP COVER - REMOVABLE
2	1	DIAGRAMATIC NAMEPLATE
3	2	FRONT & REAR PANEL - REMOVABLE
4	3	HV TERMINAL
5	4	LV TERMINAL



HT15A3K1-D16

S.O. NO:	
DWG FOR:	<input checked="" type="checkbox"/> RECORD <input type="checkbox"/> APPROVAL <input type="checkbox"/> QUOTE
CUST/JOB NAME: -	
CUST ORDER NO: -	
SERIAL NO: -	
ID TAG: -	
KVA: 15 HIGH VOLTAGE: 480 DELTA LOW VOLTAGE: 240/120 CT HV TAPS: 2A4B @ 2 1/2% HV-KV BIL: 10 LV-KV BIL: 10 PHASE: 3 FREQ-HZ: 60 TEMP RISE-°C: 150 COOLING CLASS: AA INSULATION CLASS: 220°C WINDING COND: COPPER PAINT/COATING: ANSI 61 GRAY APPRX WT-LBS/KGS: 250/114	
<input type="checkbox"/> STANDARD <input checked="" type="checkbox"/> DOE 10CFR <input type="checkbox"/> K4 <input type="checkbox"/> K13 <input type="checkbox"/> K20	

- NOTES:**
- 1) TRANSFORMERS ARE MANUFACTURED AND TESTED PER APPLICABLE ANSI, NEMA AND IEEE STDS, LATEST REVISION.
 - 2) UNLESS OTHERWISE SPECIFIED, ALL DIMENSIONS ARE IN INCHES WITH ± 1/4" TOLERANCE.
 - 3) TRANSFORMER IS UL & CSA LISTED AND LABELED.
 - 4) DOE 2016, 10CFR 431 EFFICIENCY - 15 KVA TRANSFORMER MEET OR EXCEED EFFICIENCY = 97.89% @ 75°C @ 35% LOAD.
 - 5) TRANSFORMER IS DESIGNED FOR INDOOR (NEMA 1) AND OUTDOOR (NEMA 3R) APPLICATION.
 - 6) TRANSFORMER NOT TO BE INSTALLED IN PUBLIC ACCES AREAS OTHERWISE IT MUST BE FENCED OR ISOLATED.

REVISIONS	PAGE 1 OF 1	SCALE: NONE	TITLE: TRANSFORMER OUTLINE DRY TYPE	<input checked="" type="checkbox"/> OUTDOOR
	BY:	DATE:	GENERAL PURPOSE, CASE A	<input checked="" type="checkbox"/> INDOOR
	CADD: HM	2/20/17	MGM TRANSFORMER CO. <small>CITY OF COMMERCE, CALIFORNIA TEL: (323) 726-0888, FAX: (323) 726-8192</small>	CAD NO. MG00015N3-16-15DSC
	CHKD: AH	2/20/17		
	APPD: <i>ASL</i>	2/22/17		