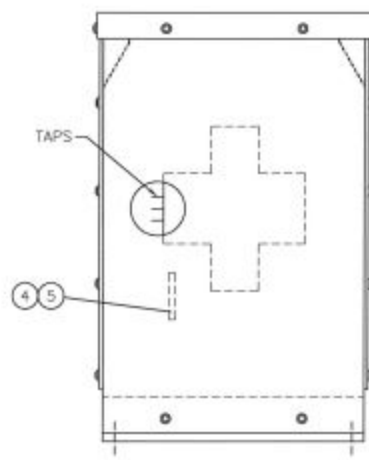
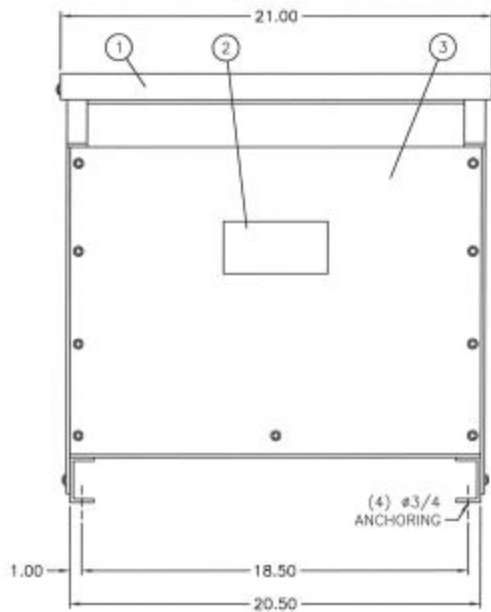
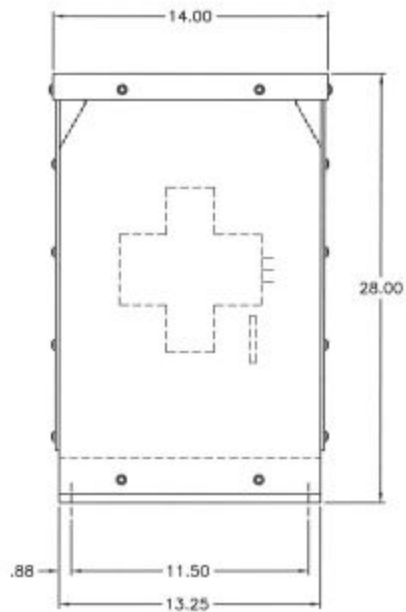


REFERENCE ONLY

LEGEND		
ITEM	QTY	DESCRIPTIONS
1	1	TOP COVER - REMOVABLE
2	1	DIAGRAMATIC NAMEPLATE
3	2	FRONT & REAR PANEL - REMOVABLE
4	3	HV TERMINAL
5	4	LV TERMINAL



HT15A3B1-D16

S.O. NO:	
DWG FOR:	<input checked="" type="checkbox"/> RECORD <input type="checkbox"/> APPROVAL <input type="checkbox"/> QUOTE
CUST/JOB NAME:	-
CUST ORDER NO.:	-
SERIAL NO.:	-
ID TAG:	-
KVA: 15 HIGH VOLTAGE: 480 DELTA LOW VOLTAGE: 208Y/120 HV TAPS: 2A4B @ 2 1/2" HV-KV BIL: 10 LV-KV BIL: 10 PHASE: 3 FREQ-HZ: 60 TEMP RISE-°C: 150 COOLING CLASS: AA INSULATION CLASS: 220°C WINDING COND: COPPER PAINT/COATING: ANSI 61 GRAY APPRX WT-LBS/KGS: 250/114	
<input type="checkbox"/> STANDARD <input checked="" type="checkbox"/> DOE 10CFR <input type="checkbox"/> K4 <input type="checkbox"/> K13 <input type="checkbox"/> K20	

- NOTES:
- 1) TRANSFORMERS ARE MANUFACTURED AND TESTED PER APPLICABLE ANSI, NEMA AND IEEE STDS, LATEST REVISION.
 - 2) UNLESS OTHERWISE SPECIFIED, ALL DIMENSIONS ARE IN INCHES WITH ± 1/4" TOLERANCE.
 - 3) TRANSFORMER IS UL & CSA LISTED AND LABELED.
 - 4) DOE 2016, 10CFR 431 EFFICIENCY - 15 KVA TRANSFORMER MEET OR EXCEED EFFICIENCY = 97.89% @ 75°C @ 35% LOAD.
 - 5) TRANSFORMER IS DESIGNED FOR INDOOR (NEMA 1) AND OUTDOOR (NEMA 3R) APPLICATION.
 - 6) TRANSFORMER NOT TO BE INSTALLED IN PUBLIC ACCES AREAS OTHERWISE IT MUST BE FENCED OR ISOLATED.

PAGE 1 OF 1	SCALE NONE	TITLE: TRANSFORMER OUTLINE DRY TYPE GENERAL PURPOSE, CASE A	<input checked="" type="checkbox"/> OUTDOOR <input checked="" type="checkbox"/> INDOOR
BY: HM	DATE: 2/15/17	MGM TRANSFORMER CO. <small>CITY OF COMMERCE, CALIFORNIA TEL: (320) 798-8888, FAX: (320) 798-8198</small>	CAD NO. MG00015N3-16-15YSC
CHKD: AH	DATE: 2/15/17		REV.
APPRD: <i>AB</i>	DATE: 2/22/17		
REVISIONS			