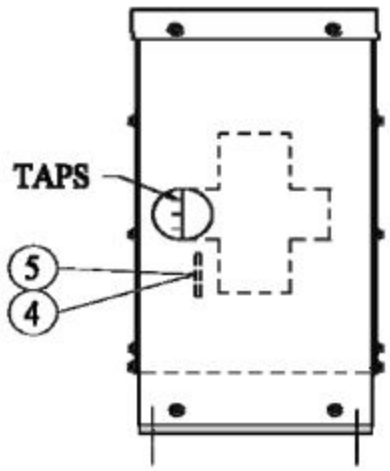
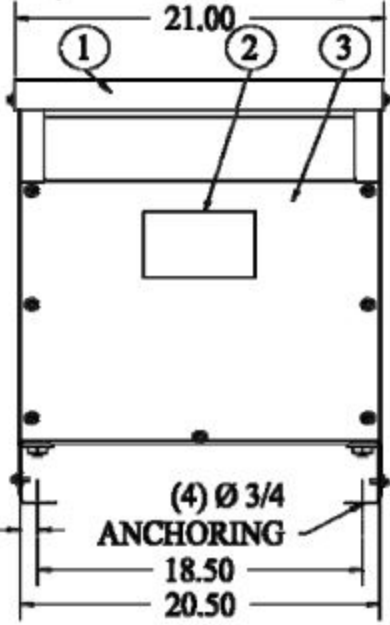
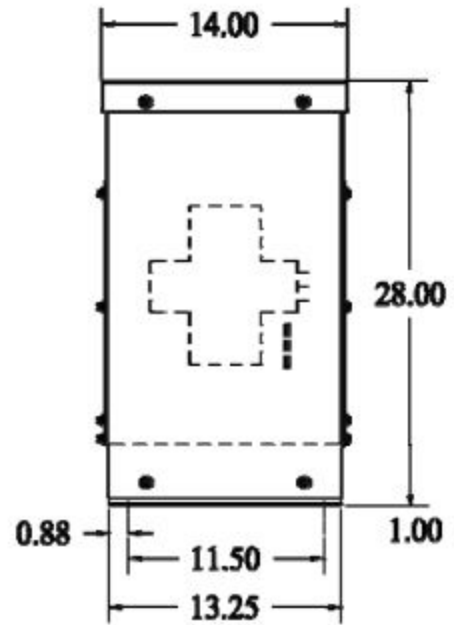


**REFERENCE ONLY**



Parts List		
ITEM	QTY	DESCRIPTION
1	1	TOP COVER - REMOVABLE
2	1	DIAGRAMATIC NAMEPLATE
3	2	FRONT & REAR PANEL - REMOVABLE
4	3	HV TERMINAL
5	4	LV TERMINAL



HT15A3K2-D16

S.O. NO:  
 DWG FOR:  RECORD  APPROVAL  QUOTE

CUST/JOB NAME:  
 CUST ORDER NO:  
 SERIAL NO:  
 ID TAG:

KVA: 15  
 HIGH VOLTAGE: 480D  
 LOW VOLTAGE: 240D/120CT  
 HV TAPS: 2A4B 2 1/2%  
 HV-KV BIL: 10  
 LV-KV BIL: 10  
 PHASE:  SINGLE  THREE  
 FREQ-HZ:  60  50  
 TEMP RISE - °C:  150  115  80  
 COOLING CLASS: AA  
 WINDING COND:  ALUMINUM  COPPER  
 PAINT/COATING: ANSI 61 LIGHT GRAY  
 APPRX WT - LBS: 237

STANDARD  DOE 2016  K4  K13  K20

- NOTES: 1) THIS DRAWING IS NOT FOR CONSTRUCTION PURPOSES. VERIFY WITH FACTORY BEFORE CONSTRUCTION.  
 2) TRANSFORMERS ARE MANUFACTURED AND TESTED PER APPLICABLE ANSI, NEMA, AND IEEE STANDARDS.  
 3) UNLESS OTHERWISE SPECIFIED ALL DIMENSIONS ARE IN INCHES WITH ± 1/4" TOLERANCE.  
 4) TRANSFORMER IS UL & CSA LISTED AND LABELED.  
 5) UNIT IS DESIGNED FOR INDOOR (NEMA1) AND OUTDOOR (NEMA3R) APPLICATION.

	SCALE : N/A	PAGE 1 OF 1
	CADD:	
	CHKD:	
<b>REVISIONS</b>	APPD:	

**3PH, 600V GENERAL PURPOSE DRY TYPE TRANSFORMER OUTLINE, CASE A (CASE 1)**

**MGM TRANSFORMER CO.**  
 CITY OF COMMERCE, CALIFORNIA  
 TEL: (323) 726-0888, FAX: (323) 726-8192

**CAD NO.** **REV:**